

# Edbro

## Inclinometer



## Tip with safety not guess work

- Continual monitoring of tipping angle during operation, reducing the risk of accidents
- Optimised driver safety to reduce risk of injury and potential claims
- Tip lock out facility prevents tipping on side inclines above a user defined angle
- Dual voltage

# Inclinometer

## Features

- Small compact in cab LED display unit
- Full multi language installation guide & operating instructions
- IP rated connectors
- Managers key for safety lock and angle control settings
- 3° Factory Set Safety Angle



## Electrical

Operating Voltage	DC 12–24 V
Operating Current	350 mA
Fuse Rating	1A

## Sensor

Accuracy	+/- 0.1°
Range	0.0° to 9.9°
Repeatability	+/- 0.1°

## Technical Specification

Waterproof rating	Sensor: IP69K Display: IP52
Relative Humidity	Sensor and Display: %00
Operating Temperature	-10 to +55 °C
Size	Display: 106 x 67 x 22 mm Sensor: 110 x 55 x 25 mm
Kit Weight	1.2 kg
Cable Length	Power Lead: 2 m
Valve Lead	5 m
Suzi	max 4 m
Tractor Cable (RINC02)	7 m
Trailer Cable (TINC02)	13 m

## Order Part Code

Rigid/Truck	RINC02
Trailer	TINC02

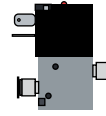
Display Unit x 1



Sensor Unit x 1



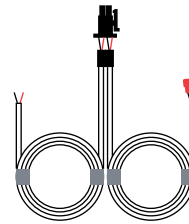
Cut Off Valve x 1



Mounting Bracket x 1



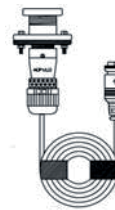
Power /Valve Cable x 1



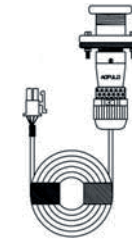
Sensor Cable x 1  
Rigid Kit Only



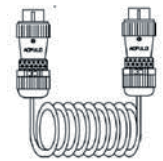
Trailer Cable x 1  
Trailer Kit Only



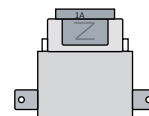
Tractor Cable x 1  
Trailer Kit Only



Suzi Cable x 1  
Trailer Kit Only



1A Fuse &  
Fuse Holder x 1



Managers  
Key x 1



Instruction  
Sheet x 2



2.9 x 9.5 ST Screw x 2



M4 Washer x 2



M4 x 20 SS Bolt x 2



M4 Nyloc Nut x 2



200 mm Cable Tie x 25

